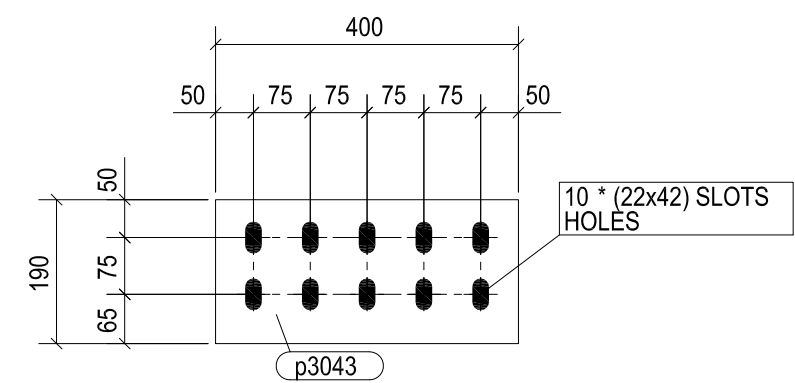
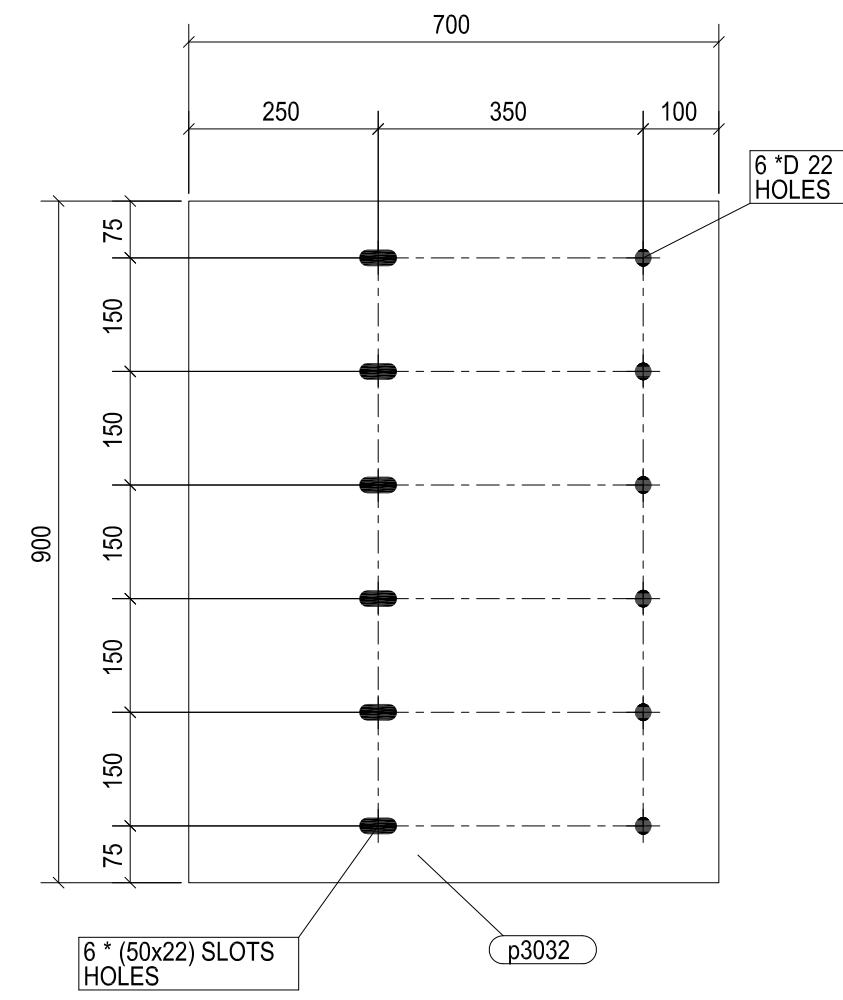
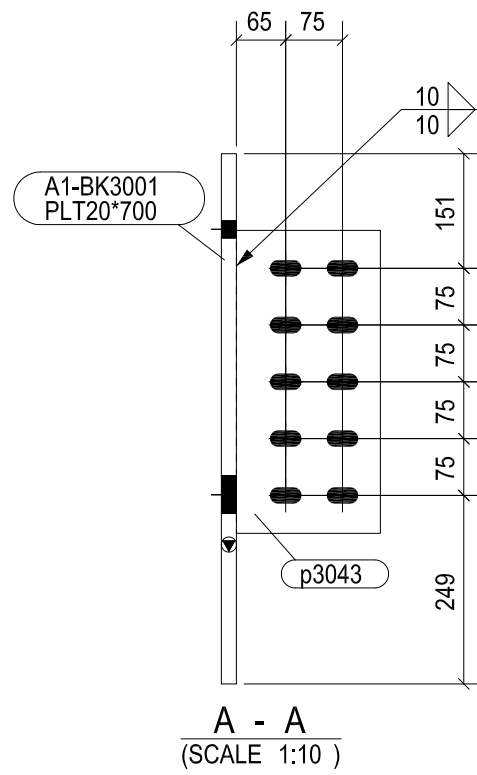
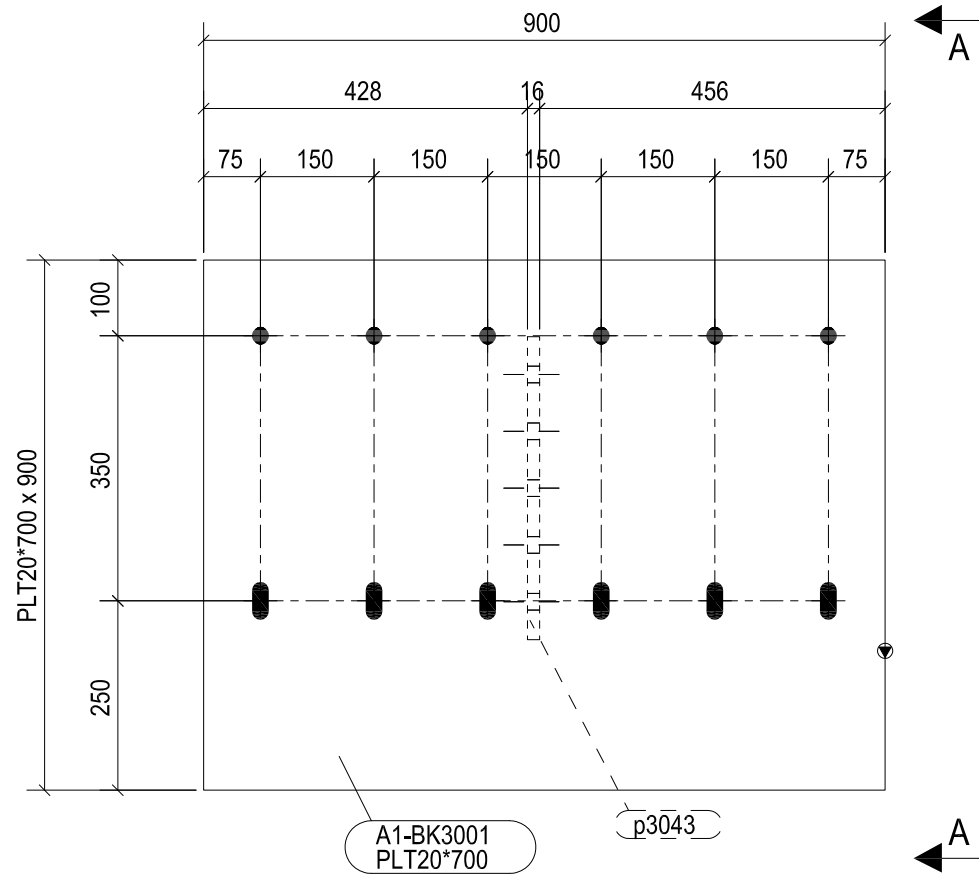



| GRID LOCATION | |
|---------------|--------------|
| A1-BK3001 | Y26-Y25/X21- |
| A1-BK3001 | Y26/X21-X22 |
| A1-BK3001 | Y27/X21-X22 |
| A1-BK3001 | Y28/X21-X22 |
| A1-BK3001 | Y29-Y28/X21- |

| BILL OF MATERIAL | | | | | | | |
|----------------------------------|---------------|-------------|--------|----------|------------|--------|---------|
| No. | SPECIFICATION | LENGTH (mm) | GRADE | QUANTITY | WEIGHT(Kg) | | REMARKS |
| | | | | | UNIT | TOTAL | |
| A1-BK3001 5 PCS. IN TOTAL | | | | | | | |
| p3032 | PLT20*700 | 900 | S355JR | 1 | | 98.91 | 98.91 |
| p3043 | PLT16*190 | 400 | S355JR | 1 | | 9.55 | 9.55 |
| TOTAL WEIGHT: | | | | 108.46 | *5 = | 542.28 | Kg |
| BOLT LIST FOR ASSEMBLY-A1-BK3001 | | | | | | | 5 PIECE |
| DIA | GRADE | TYPE | LENGTH | NOS. | MEMBER | | |



NOTE :-
 DENOTES MARK TOP & POSITION FOR HARD PUNCH
 5 NO BRACKET Marked A1-BK3001

| REV | DATE | DESCRIPTION | DRAWN | CHK'D | APP'D |
|---|-------|-------------|-----------|---------------|-------|
| PROJECT NAME | | | | | |
| CLIENT | | | | | |
| CONTRACTOR | | | | | |
| SUB-CONTRACTOR | | | | | |
| DRAWING TITLE | | | | | |
| MAIN STRUCTURE FABRICATION DETAIL OF BRACKET-A1-BK3001 | | | | | |
| SHEET SIZE | SCALE | JOB No. | DRG No. | SHEET NO. | REV |
| 420x297 | 1:10 | - | A1-BK3001 | SHEET01 OF 01 | 0 |